


Wabo®RoofCover
Model: RFL & RFC (Sim.)

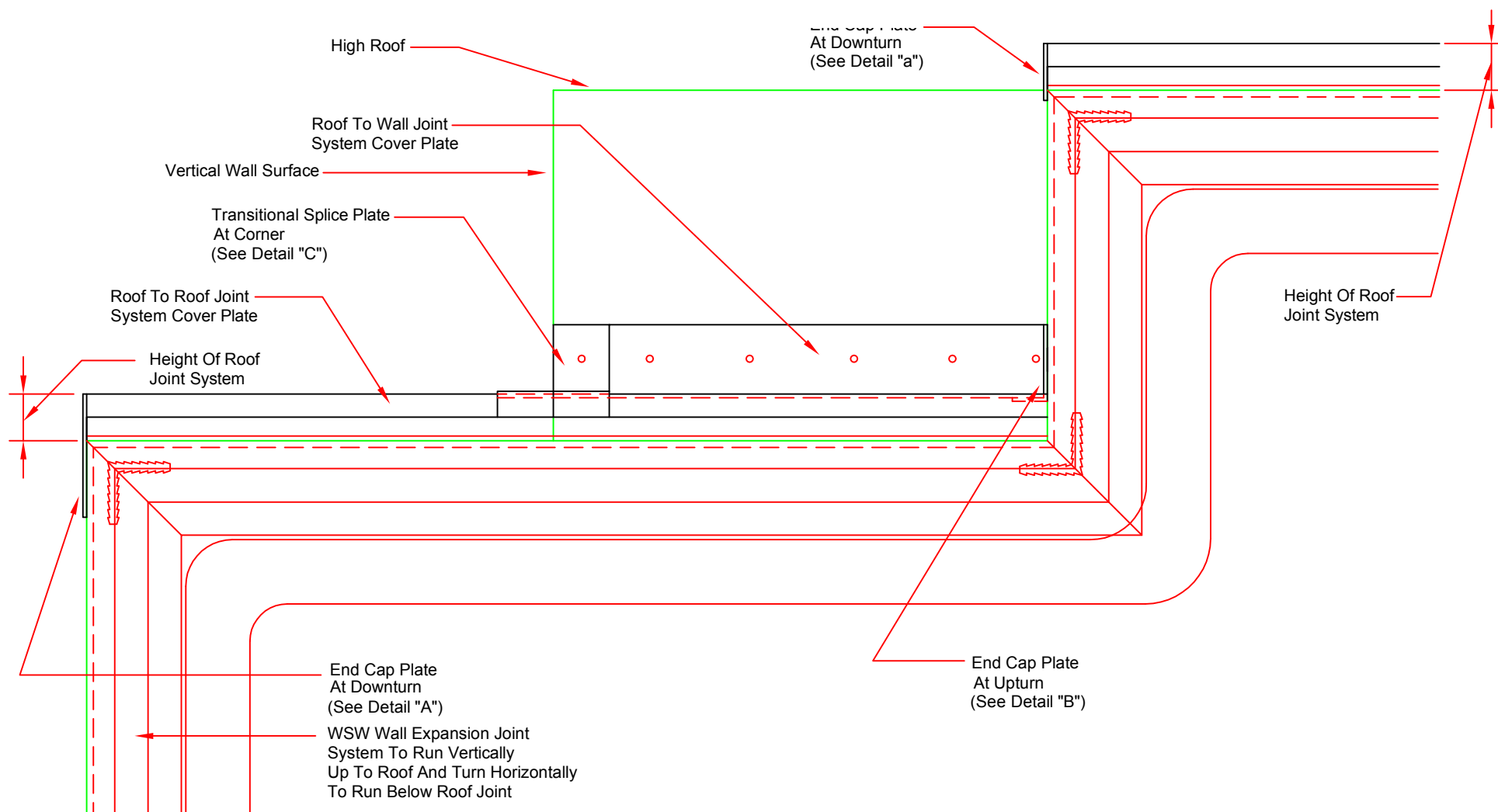


Watson Bowman Acme Corp.
95 Pineview Drive Amherst, NY 14228
phone: (716) 691-7566 fax: (716) 691-9239
www.wbacorp.com

Information provided herein, including but not limited to, any drawing, design, photograph, graphic, or statement(s) ("Materials") are proprietary and the property of Watson Bowman Acme Corporation ("Company"). Reproduction, translation, or reduction to any electronic medium or machine readable form, in whole or part, is strictly prohibited, except for the express purpose for which it has been furnished, without prior written consent of Company. All Materials contained herein are provided by Company for information purposes only. Company reserves the right to amend or withdraw any information contained in the Materials without notice. All technical or other advice by Company, whether verbal or written, concerning products, or the use of products in specific situations ("Advice") is given by Company and is used at the Users own risk.



DETAILED BY:	CTW	DATE:	12/14/06
CHECKED BY:	WBA	CURRENT ISSUE:	12/14/06
SHEET NO:	1	DRAWING NO:	C - 16175




General Note:

These are suggested transitions. Actual transitions may vary depending on field conditions.

**Typical Roof Expansion Joint
Applications
Side Section View**

Wabo®RoofCover
Model: RFL & RFC (Sim.)

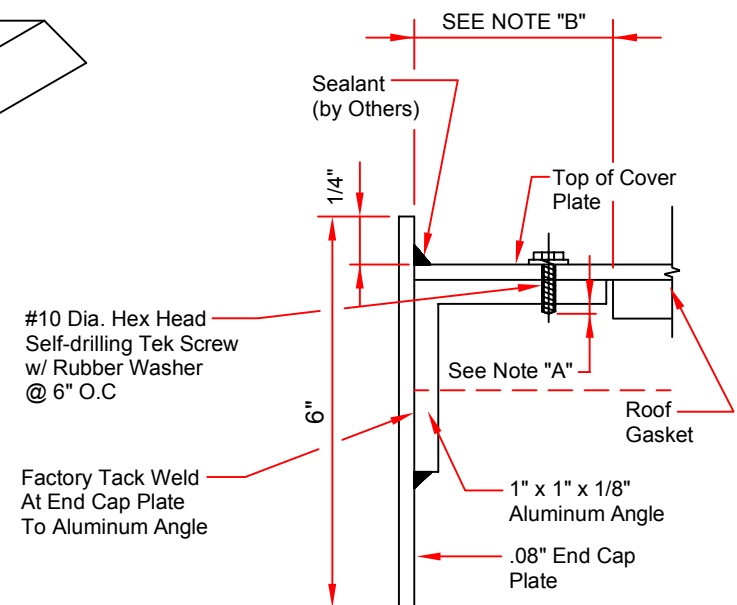
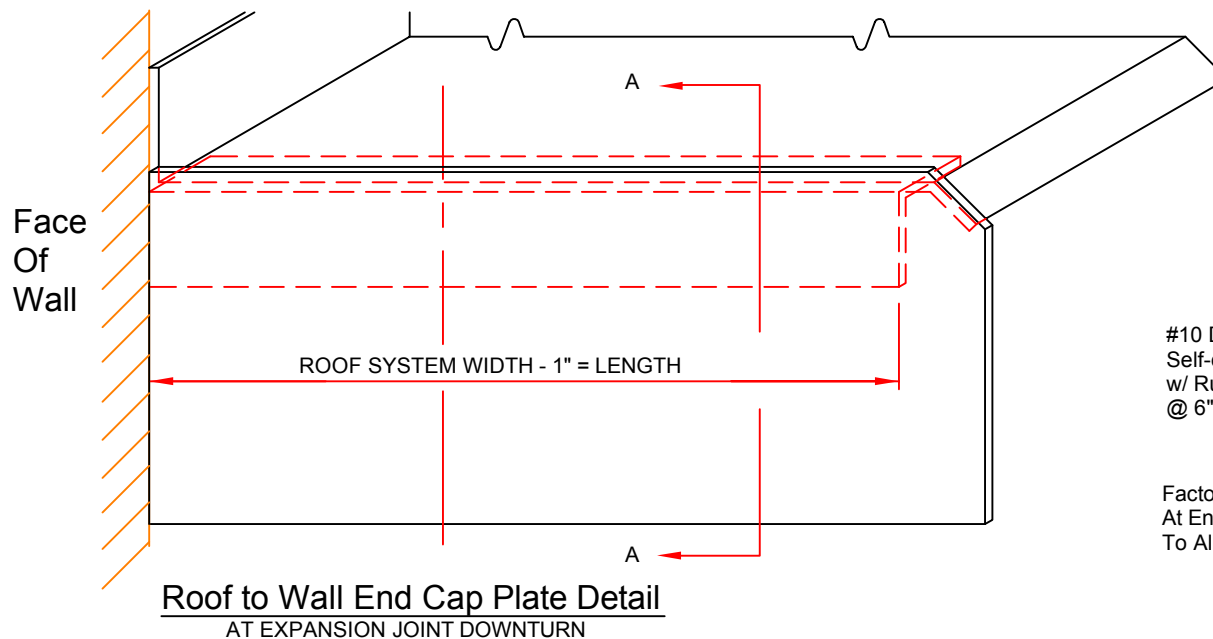


Watson Bowman Acme Corp.
95 Pineview Drive Amherst, NY 14228
phone: (716) 691-7566 fax: (716) 691-9239
www.wbacorp.com

Information provided herein, including but not limited to, any drawing, design, photograph, graphic, or statement(s) ("Materials") are proprietary and the property of Watson Bowman Acme Corporation ("Company"). Reproduction, translation, or reduction to any electronic medium or machine readable form, in whole or part, is strictly prohibited, except for the express purpose for which it has been furnished, without prior written consent of Company. All Materials contained herein are provided by Company for information purposes only. Company reserves the right to amend or withdraw any information contained in the Materials without notice. All technical or other advice by Company, whether verbal or written, concerning products, or the use of products in specific situations ("Advice") is given by Company and is used at the Users own risk.



DETAILED BY: CTW	DATE: 12/14/06
CHECKED BY: WBA	CURRENT ISSUE: 12/14/06
SHEET NO: 2	DRAWING NO: C - 16175



NOTE "A" Grind Screw Smooth w/ Underside of Plate After Installation

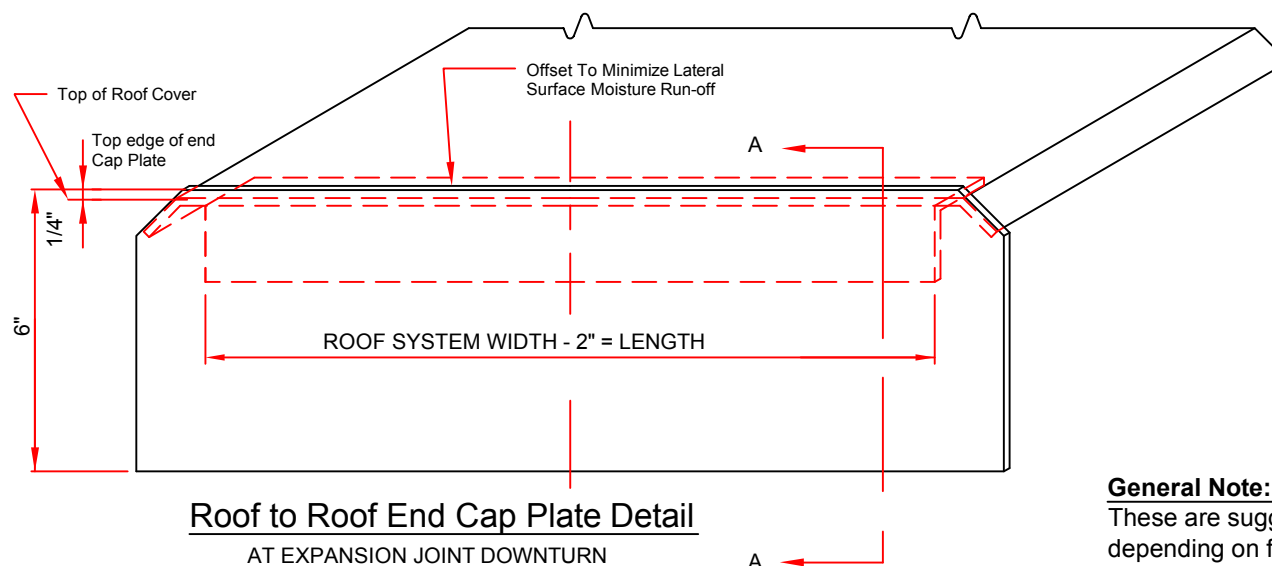
SECTION A-A

DETAIL "A" End Cap Plate Details APPLICABLE TO RFL & RFC


NOTE "B" Terminate Roof Gasket 1" From Edge of Roof System to Clear 1" x 1" x 1/8" Aluminum Angle

General Note:

These are suggested transitions. Actual transitions may vary depending on field conditions.



Wabo®RoofCover
Model: RFL & RFC (Sim.)

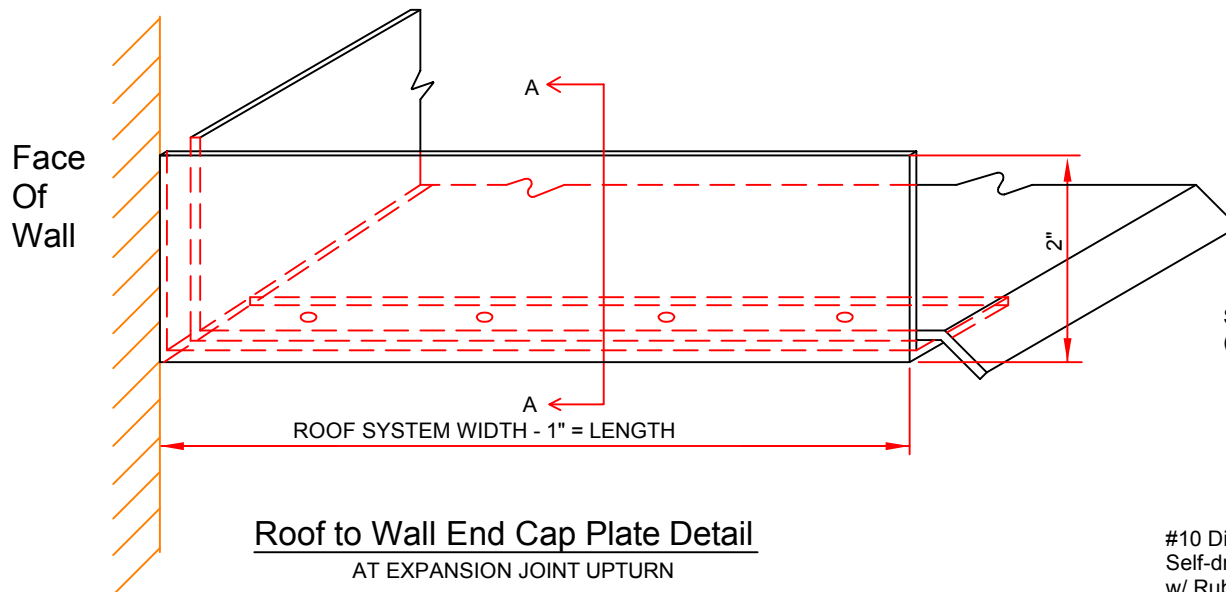


Watson Bowman Acme Corp.
95 Pineview Drive Amherst, NY 14228
phone: (716) 691-7566 fax: (716) 691-9239
www.wbcorp.com

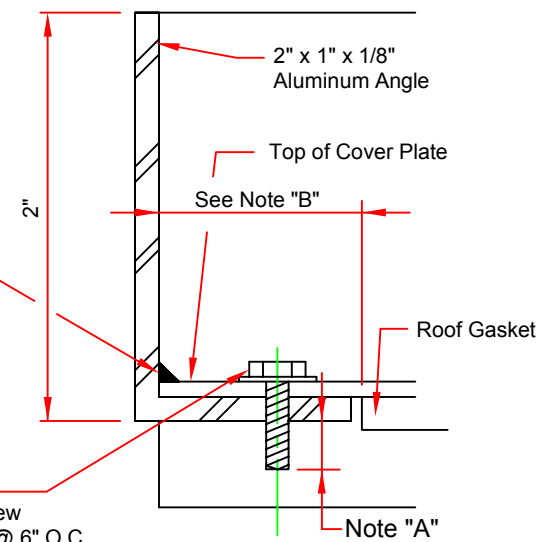
Information provided herein, including but not limited to, any drawing, design, photograph, graphic, or statement(s) ("Materials") are proprietary and the property of Watson Bowman Acme Corporation ("Company"). Reproduction, translation, or reduction to any electronic medium or machine readable form, in whole or part, is strictly prohibited, except for the express purpose for which it has been furnished, without prior written consent of Company. All Materials contained herein are provided by Company for information purposes only. Company reserves the right to amend or withdraw any information contained in the Materials without notice. All technical or other advice by Company, whether verbal or written, concerning products, or the use of products in specific situations ("Advice") is given by Company and is used at the Users own risk.



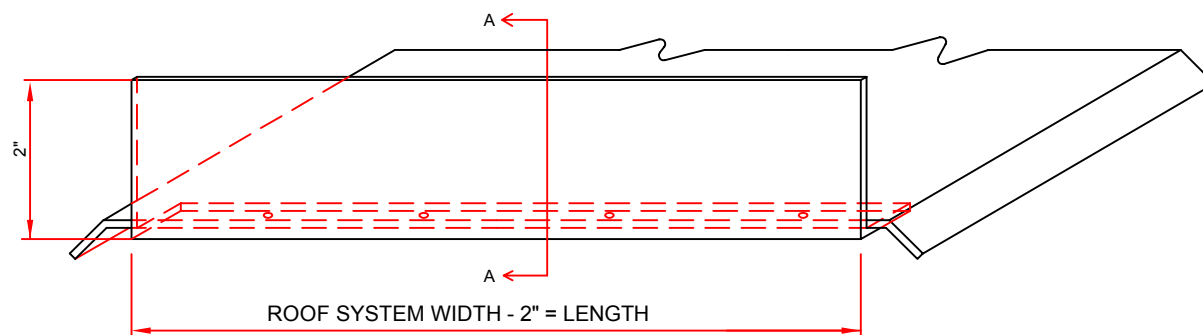
DETAILED BY:	CTW	DATE:	12/14/06
CHECKED BY:	WBA	CURRENT ISSUE:	12/14/06
SHEET NO:	3	DRAWING NO:	C - 16175



Roof to Wall End Cap Plate Detail
AT EXPANSION JOINT UPTURN



Section A-A



Roof to Roof End Cap Detail
AT EXPANSION JOINT UPTURN

DETAIL "B"
End Cap Plate Details


NOTE "A" Grind Screw Smooth
w/ Underside of Plate
After Installation

NOTE "B" Terminate Roof Gasket
1" from Edge of Roof
System to Clear 2 x 1 x 1/8"
Aluminum Angle.

General Note:

These are suggested transitions. Actual transitions may vary depending on field conditions.

Wabo®RoofCover
Model: RFL & RFC (Sim)

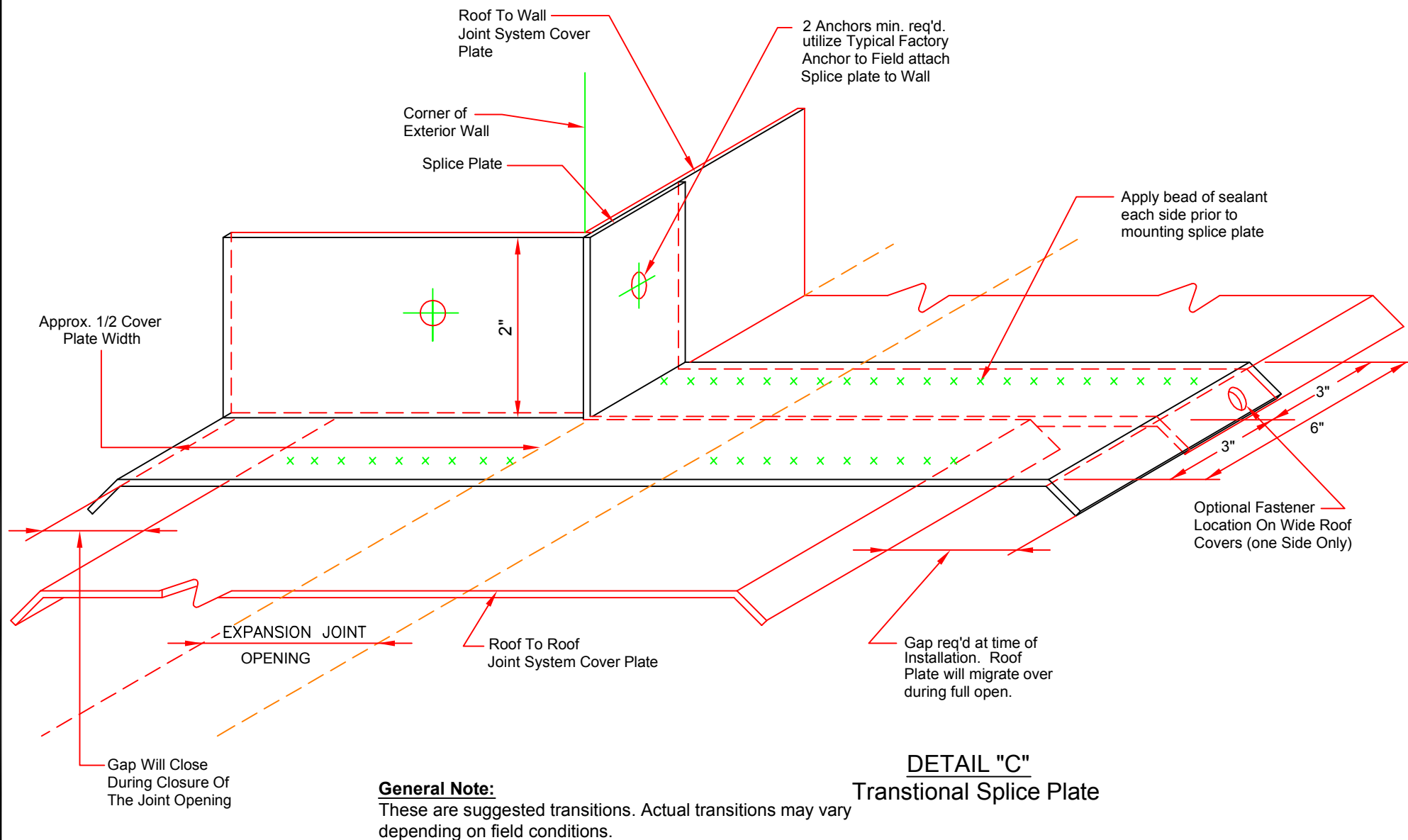


Watson Bowman Acme Corp.
95 Pineview Drive Amherst, NY 14228
phone: (716) 691-7566 fax: (716) 691-9239
www.wbacorp.com


Information provided herein, including but not limited to, any drawing, design, photograph, graphic, or statement(s) ("Materials") are proprietary and the property of Watson Bowman Acme Corporation ("Company"). Reproduction, translation, or reduction to any electronic medium or machine readable form, in whole or part, is strictly prohibited, except for the express purpose for which it has been furnished, without prior written consent of Company. All Materials contained herein are provided by Company for information purposes only. Company reserves the right to amend or withdraw any information contained in the Materials without notice. All technical or other advice by Company, whether verbal or written, concerning products, or the use of products in specific situations ("Advice") is given by Company and is used at the Users own risk.



DETAILED BY:	CTW	DATE:	12/14/06
CHECKED BY:	WBA	CURRENT ISSUE:	12/14/06
SHEET NO:	4	DRAWING NO:	C - 16175



Wabo®RoofCover
Model: RFL & RFC (Sim)

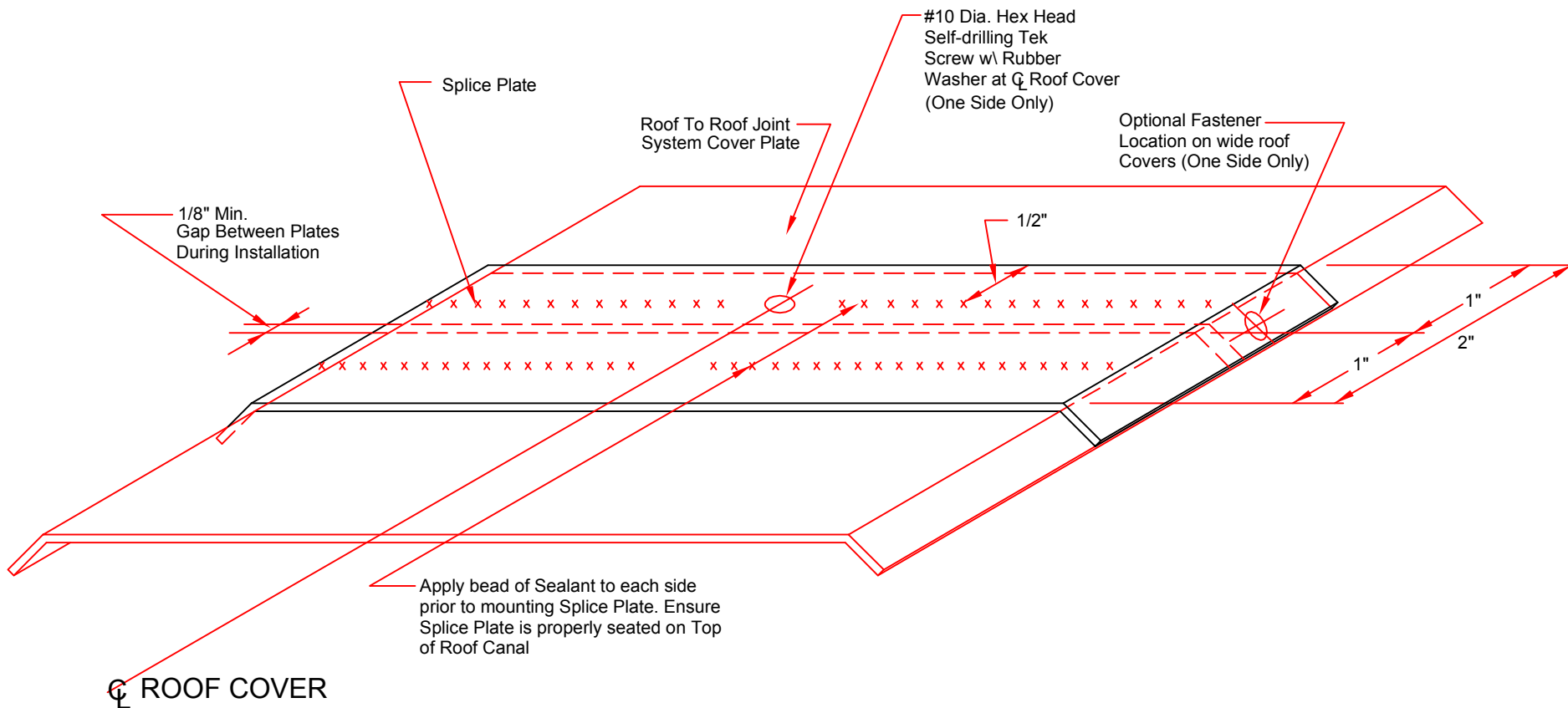


Watson Bowman Acme Corp.
95 Pineview Drive Amherst, NY 14228
phone: (716) 691-7566 fax: (716) 691-9239
www.wbacorp.com

Information provided herein, including but not limited to, any drawing, design, photograph, graphic, or statement(s) ("Materials") are proprietary and the property of Watson Bowman Acme Corporation ("Company"). Reproduction, translation, or reduction to any electronic medium or machine readable form, in whole or part, is strictly prohibited, except for the express purpose for which it has been furnished, without prior written consent of Company. All Materials contained herein are provided by Company for information purposes only. Company reserves the right to amend or withdraw any information contained in the Materials without notice. All technical or other advice by Company, whether verbal or written, concerning products, or the use of products in specific situations ("Advice") is given by Company and is used at the Users own risk.



DETAILED BY:	CTW	DATE:	12/14/06
CHECKED BY:	WBA	CURRENT ISSUE:	12/14/06
SHEET NO:	5	DRAWING NO:	C - 16175




Roof Splice Plate (Flush Condition)

General Note:

These are suggested transitions. Actual transitions may vary depending on field conditions.

Wabo®RoofCover
Model: RFL & RFC (Sim)

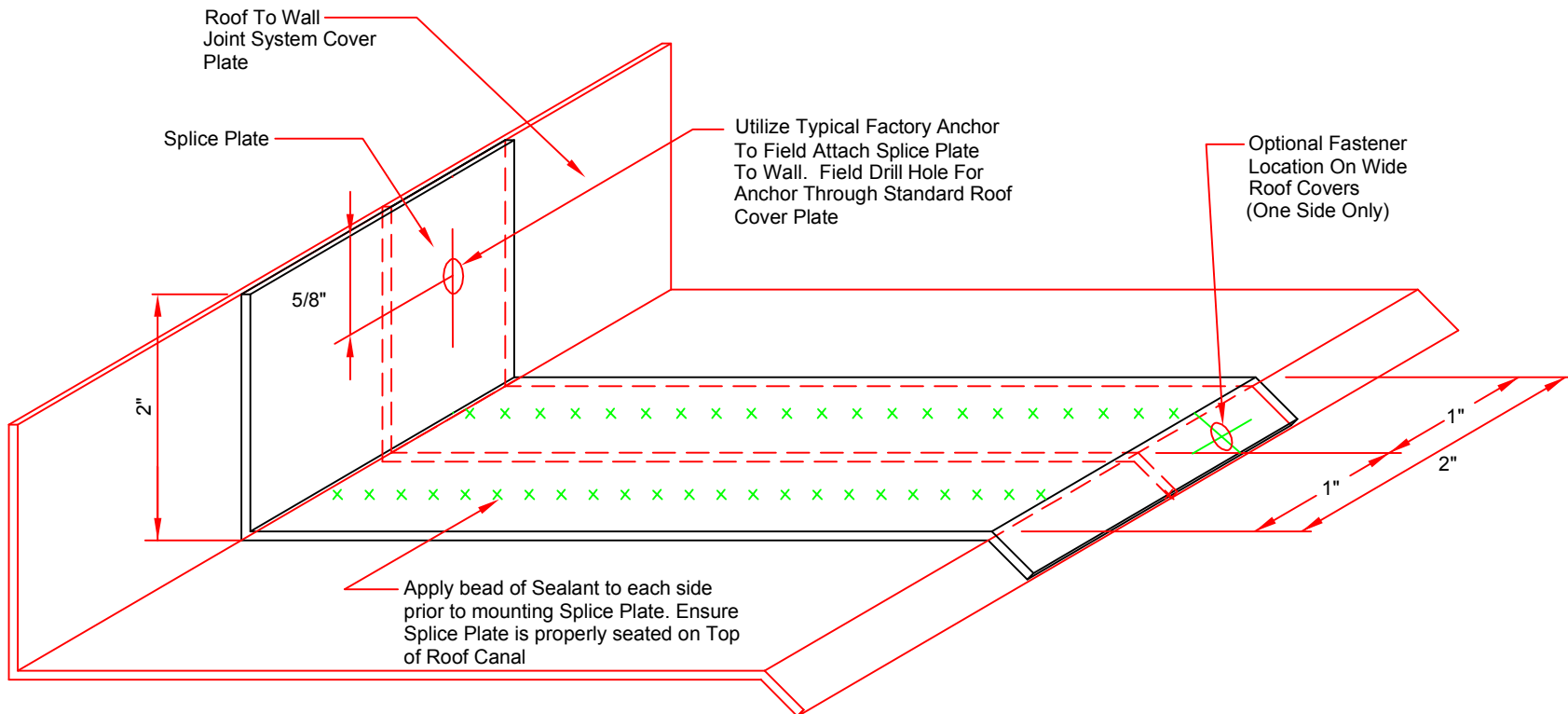


Watson Bowman Acme Corp.
95 Pineview Drive Amherst, NY 14228
phone: (716) 691-7566 fax: (716) 691-9239
www.wbacorp.com

Information provided herein, including but not limited to, any drawing, design, photograph, graphic, or statement(s) ("Materials") are proprietary and the property of Watson Bowman Acme Corporation ("Company"). Reproduction, translation, or reduction to any electronic medium or machine readable form, in whole or part, is strictly prohibited, except for the express purpose for which it has been furnished, without prior written consent of Company. All Materials contained herein are provided by Company for information purposes only. Company reserves the right to amend or withdraw any information contained in the Materials without notice. All technical or other advice by Company, whether verbal or written, concerning products, or the use of products in specific situations ("Advice") is given by Company and is used at the Users own risk.



DETAILED BY:	CTW	DATE:	12/14/06
CHECKED BY:	WBA	CURRENT ISSUE:	12/14/06
SHEET NO:	6	DRAWING NO:	C - 16175



Roof Splice Plate (Corner Condition)

General Note:

These are suggested transitions. Actual transitions may vary depending on field conditions.

Wabo®RoofCover
Model: RFL & RFC (Sim.)



Watson Bowman Acme Corp.
95 Pineview Drive Amherst, NY 14228
phone: (716) 691-7566 fax: (716) 691-9239
www.wbacorp.com

Information provided herein, including but not limited to, any drawing, design, photograph, graphic, or statement(s) ("Materials") are proprietary and the property of Watson Bowman Acme Corporation ("Company"). Reproduction, translation, or reduction to any electronic medium or machine readable form, in whole or part, is strictly prohibited, except for the express purpose for which it has been furnished, without prior written consent of Company. All Materials contained herein are provided by Company for information purposes only. Company reserves the right to amend or withdraw any information contained in the Materials without notice. All technical or other advice by Company, whether verbal or written, concerning products, or the use of products in specific situations ("Advice") is given by Company and is used at the Users own risk.



DETAILED BY:	CTW	DATE:	12/14/06
CHECKED BY:	WBA	CURRENT ISSUE:	12/14/06
SHEET NO:	7	DRAWING NO:	C - 16175